



規格表



everyday digital

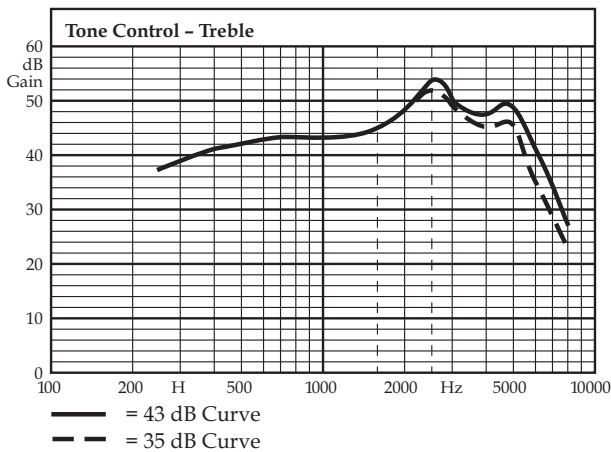
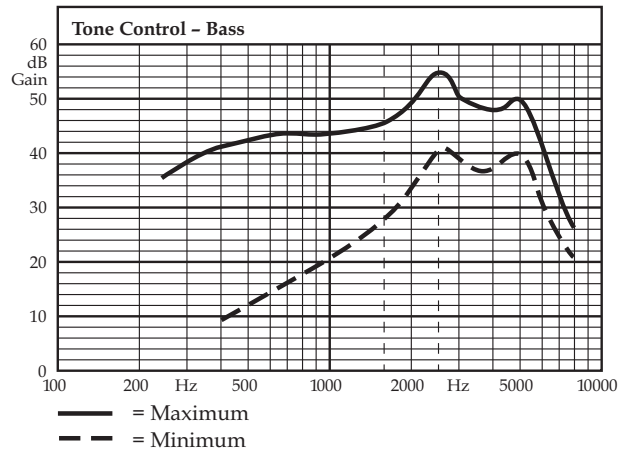
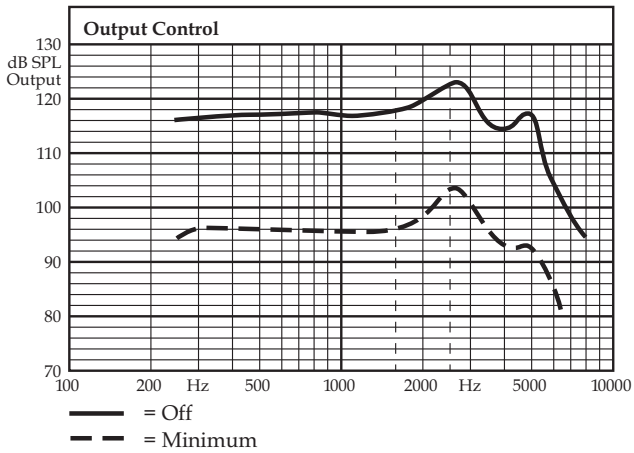


123/55電路規格

			2 cc coupler IEC 118-7	Earsimulator IEC 118-0	ANSI S3.22-1996
最大功率輸出	尖峰	dB OSPL 90	123	133	123
增益	尖峰	dB	55	65	55
總諧波失真	最大	%	< 10	< 10	< 10
等值噪音程度		dB SPL	< 33	< 33	< 33
耗電量	at RTG, Input 65 dB SPL	mA	1.1	1.1	1.1
電池壽命	13號鋅空電池	hrs	210	210	210

機型	電池型號	標準配件	選配配件	電路
RX-12 	13	VC situation switch	TC switchless TC SSVC No VC No situation switch	125/60 123/55 118/50
RX-34 	312	VC situation switch	TC switchless TC SSVC No VC No situation switch	118/50 118/45 113/40
RX-35, 38 	A10	No VC situation switch (on RX-35 only)	Situation switch (RX-38 space permitting) Switchless TC (on RX-35 only) VC (on RX-35 only)	113/40 113/35 (on RX-38 only)

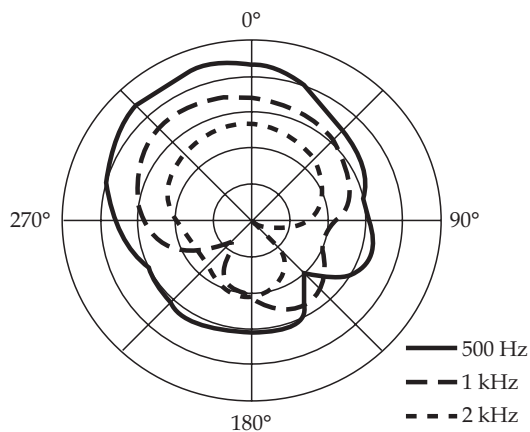
Measurements per IEC 118-7/ANSI S3.22-1996



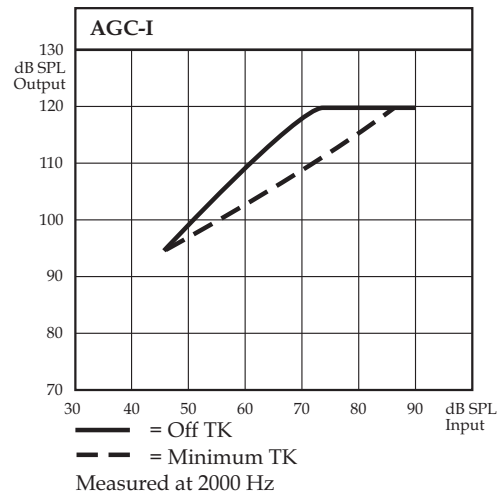
Curves shown here are for an RX-12 instrument with a Targa1 123/55 matrix configuration

All curves on this page measured with a 2 ccm coupler, with a 10 mm long receiver tube and microphone mounted in faceplate pocket.

Typical Polar Response



Effect of AGC-I



適用輕度到中度聽損

- 標準聽覺環境
 - 利用CONNEX作選配
- 快速調整/微調

適用範圍