

Next™ Essential BTE Series

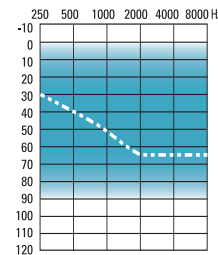
4 Channels, 8 Bands, Directional

HEARING INSTRUMENT FEATURES

- 2 manual programs provide customization for individual needs and preferences
- Highly advanced feedback management that delivers more usable gain, allowing clients to enjoy the natural comforts and advantages of an open fit
- AntiShock™ instantaneously reduces the level of impulse noises such as a door slam, while maintaining the quality and intelligibility of speech
- 4 channels, 8 bands provide flexible and accurate frequency shaping
- Fixed directional microphone system suppresses background noise sources, while focusing on sounds from the front
- Noise Reduction analyzes input and automatically reduces noise signals
- Data logging accurately records the wearer's usage and manual program use
- Easy-t provides automatic switching to a dedicated telephone program
- Ideal volume indicator provides a beep notification when preferred gain is reached on the volume control
- Digital volume control lever for easy control with reduced dexterity
- Low battery warning
- Start up delay
- On/Off by opening or closing the battery door
- Can be programmed using NOAH-compatible U:fit™ and Standalone U:fit fitting software v1.4 or higher
- Choice of processing strategies, WDRC or Linear Limiting
- Battery Size: 13

OPTIONS & ACCESSORIES

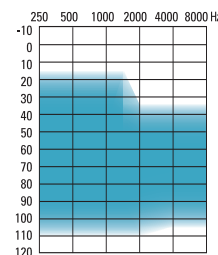
- Tamper-resistant volume control
- Tamper-resistant battery door
- Filtered earhook
- Slim tube coupling for instant open fittings (on Next Essential, 125/60 model only)
- Choice of shell colours
- Direct Audio Input unit



..... slim tube (open)
Fitting Guide



125/60
Next Essential



Fitting Guide



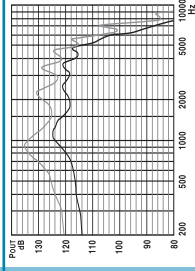
135/75
Next Essential HP (high power)

Next Essential is suitable for fitting mild to severe hearing losses and can fit audiogram configurations ranging from reverse to precipitously sloping.

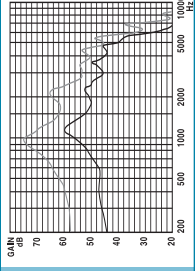
Next Essential BTE Series

ANSI S3.22-1996 / IEC 118-7 2CC COUPLER TECHNICAL DATA

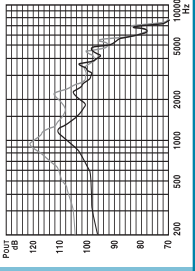
Reference Test Frequency ANSI IEC 118-7	HFA 2.5 kHz	Next Essential Slim Tube (optional)	HFA 2.5 kHz	Next Essential (high power)	HFA 1.6 kHz
OSPL90 Maximum HFA at RTF	124 dB 108 dB 109 dB		125 dB 122 dB 121 dB		HFA 135 dB 128 dB 125 dB



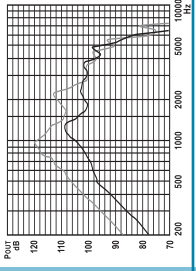
Full on Gain (input 50 dB) Maximum HFA at RTF	53 dB 37 dB 37 dB		60 dB 52 dB 51 dB		75 dB 65 dB 61 dB
--	-------------------------	--	-------------------------	--	-------------------------



Basic Frequency Response Frequency Range (Hz) Reference Test Gain (ANSI 1996)	100-6300 30 dB		100-5900 45 dB		100-5600 51 dB
--	-------------------	--	-------------------	--	-------------------



Induction Coil Sensitivity (ANSI 1996, 31.6 mA/m) HFA SPLITS STS	89 dB -1 dB		104 dB -1 dB		111 dB 0 dB
--	----------------	--	-----------------	--	----------------

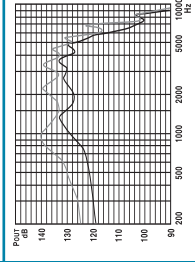


Current Drain at RTG	1.1 mA		1.2 mA		2.2 mA
Typical Battery Life	265 h		245 h		132 h
Equivalent Input Noise at RTG	28 dB		20 dB		20 dB
Total Harmonic Distortion					
at 500 Hz	1%		4%		2%
at 800 Hz	1%		2%		2%
at 1600 Hz	1%		1%		1%

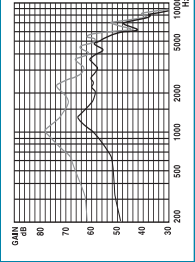
EMC immunity by ANSI C63.19-2001 EMC, Low Band and High Band Omni mode/Telecoil	M4/T4		M4/T4		M3/T4
--	-------	--	-------	--	-------

IEC 118-0 OES COUPLER TECHNICAL DATA

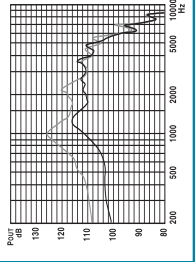
Reference Test Frequency IEC 118-0	2.5 kHz	Next Essential Slim Tube (optional)	2.5 kHz	Next Essential	1.6 kHz
OSPL90 Maximum at RTF	128 dB 118 dB		128 dB 118 dB		133 dB 129 dB 133 dB



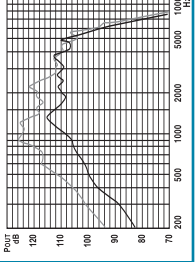
Full on Gain (input 50 dB) Maximum at RTF	58 dB 46 dB		58 dB 46 dB		63 dB 59 dB
--	----------------	--	----------------	--	----------------



Basic Frequency Response Frequency Range in Hz (DIN) Reference Test Gain	100-5700 39 dB		100-6200 51 dB		100-5800 58 dB
--	-------------------	--	-------------------	--	-------------------



Induction Coil Sensitivity Graph shown for 31.6 mA/m at RTG at RTF (1 mA/m at Full On Gain) Maximum at RTF	99 dB 86 dB 77 dB		99 dB 86 dB 77 dB		111 dB 90 dB 88 dB
--	-------------------------	--	-------------------------	--	--------------------------



Current Drain at RTG	1.1 mA		1.1 mA		1.4 mA
Typical Battery Life	265 h		265 h		205 h
Equivalent Input Noise at RTG	28 dB		28 dB		20 dB
Total Harmonic Distortion					
at 500 Hz	2%		3%		2%
at 800 Hz	2%		2%		2%
at 1600 Hz	1%		1%		2%

EMC immunity by IEC 118-13, Field Strength 75/50 V/m, Omni mode	M4/T4		M4/T4		M3/T4
IRIL Low/High band dB SPL	39/48		39/48		40/51

Test Conditions:

Battery: 13
Source: Voltage 1.3 V
Earhook: Unfiltered

Tubing: Length 25 mm; Inside Diameter 1.93 mm

The measurement data obtained with hearing instrument set to omni mode with all adaptive features disabled.

Domes should never be fitted on patients with perforated eardrums, exposed middle ear cavities, or surgically altered ear canals. In the case of such a condition, we recommend to use a customized ear mold. Sound pressure level of this hearing aid exceeds 132 dB SPL. We reserve the right to change specification data without notice as improvements are introduced.