

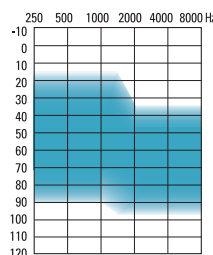
Next™ Essential Custom 4 Channels, 8 Bands, Directional

HEARING INSTRUMENT FEATURES

- Up to 2 manual programs provide customization for individual needs and preferences
- Highly advanced feedback management that delivers more useable gain, allowing clients to enjoy the natural comforts and advantages of an open fit
- AntiShock™ instantaneously reduces the level of impulse noises such as a door slam, while maintaining the quality and intelligibility of speech
- 4 channels, 8 bands provide flexible and accurate frequency shaping
- Fixed directional microphone system suppresses background noise sources, while focusing on sounds from the front
- Noise Reduction analyzes input and automatically reduces noise signals
- Data logging accurately records wearers' usage and manual program use
- Easy-t provides automatic switching to a dedicated telephone program
- Ideal volume indicator provides a beep notification when preferred gain is reached on the volume control
- Low battery warning
- Start up delay
- On/Off by opening or closing the battery door
- Next™ Essential can be programmed using NOAH-compatible U:fit™ and Standalone U:fit fitting software v1.4 or higher
- Choice of processing strategies, WDRC or Linear Limiting

OPTIONS AND ACCESSORIES

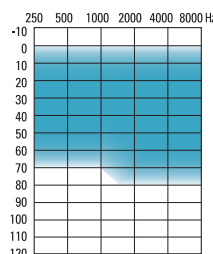
- Telecoil (T) or Microphone/Telecoil (MT) option can be set as one of the three manual programs



Fitting Guide



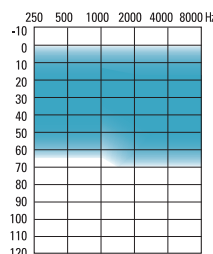
122/60
Full Shell Power



Fitting Guide



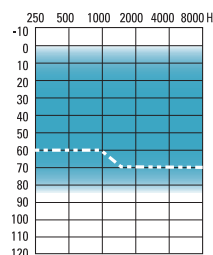
115/50
Full Shell



Fitting Guide



113/48
Half Shell / Canal



--- Mini Canal / CIC
Power CIC
Fitting Guide



112/40
Mini Canal / CIC
116/55
CIC Power

Next Essential Custom is suitable for fitting mild to severe hearing losses and can fit audiogram configurations ranging from reverse to precipitously sloping.

ANSI S3.22-1996 /IEC 118-7 2CC COUPLER TECHNICAL DATA

OSPL90 Maximum HFA at 1.6 kHz	112 dB	116 dB	113 dB	115 dB	122 dB
	108 dB	112 dB	109 dB	110 dB	119 dB
	107 dB	111 dB	108 dB	109 dB	121 dB

Full on Gain (input 50 dB) Maximum HFA at 1.6 kHz	40 dB	55 dB	48 dB	50 dB	60 dB
	32 dB	50 dB	42 dB	43 dB	53 dB
	31 dB	49 dB	41 dB	42 dB	56 dB

Basic Frequency Response Frequency Range (Hz) Reference Test Gain (ANSI 1996)	200- 7200	200- 6700	200- 6500	200- 7100	200- 5300
	31 dB	35 dB	32 dB	33 dB	42 dB

Induction Coil Sensitivity (ANSI 1996; 31.6 mA/m) HFA SPLITS STS	92 dB 1 dB	N/A N/A	92 dB 0 dB	94 dB 1 dB	102 dB 0 dB
--	---------------	------------	---------------	---------------	----------------

Current Drain at RTG	1.1 mA	1.1 mA	1.1 mA	1.1 mA	1.1 mA
Battery Size	10A	10A	312	13	13
Typical Battery Life	80 h	80 h	135 h	260 h	260 h

Equivalent Input Noise at RTG	22 dB	22 dB	22 dB	22 dB	22 dB
Total Harmonic Distortion	1.0%	1.0%	1.5%	1.0%	1.0%
at 500 Hz	0.5%	0.5%	1.5%	0.5%	0.5%
at 800 Hz	0.5%	1.0%	1.0%	0.5%	0.5%

EMC immunity by ANSI C63-19-2001 EMC, Omni mode/Telecoil	M4/T4	M4/T4	M4/T4	M4/T4	M4/T4
--	-------	-------	-------	-------	-------

IEC 118-0 OES COUPLER TECHNICAL DATA

OSPL90 Maximum Output at 1.6 kHz	123 dB	127 dB	124 dB	126 dB	132 dB
	115 dB	119 dB	117 dB	118 dB	131 dB

Full on Gain (input 50 dB) Maximum at 1.6 kHz	52 dB	66 dB	59 dB	61 dB	69 dB
	41 dB	57 dB	50 dB	51 dB	65 dB

Basic Frequency Response Frequency Range in Hz (DIN) Reference Test Gain	200- 7700	200- 7800	200- 8000	200- 7300	250- 5500
	34 dB	45 dB	42 dB	42 dB	55 dB

Induction Coil Sensitivity Graph shown for 31.6 mA/m at RTG At RTF (1 mA/m at Full On Gain) Maximum at RTF	95 dB	N/A	102 dB	103 dB	116 dB
	82 dB	N/A	90 dB	92 dB	100 dB
	72 dB	N/A	81 dB	81 dB	96 dB

Current Drain at RTG	1.1 mA	1.1 mA	1.1 mA	1.1 mA	1.1 mA
Battery Size	10A	10A	312	13	13
Typical Battery Life	80 h	80 h	135 h	260 h	260 h

Equivalent Input Noise at RTG	21 dB	21 dB	21 dB	21 dB	21 dB
Total Harmonic Distortion	1.5%	1.5%	1.5%	1.0%	1.5%
at 500 Hz	1.0%	1.5%	1.5%	0.5%	1.0%
at 800 Hz	1.0%	1.5%	1.0%	0.5%	1.0%

EMC immunity by IEC 118-13, Field Strength 75/50 V/m, Omni mode	39/40	36/40	40/46	39/47	36/36
---	-------	-------	-------	-------	-------

We reserve the right to change specification data without notice as improvements are introduced.

